

Aistear

As we are heading into our last few weeks of the school year, we are finishing up a lot of things are starting into revision. It is also the time of year where lots of different fun things should be happening, like school tours and sports day. I know we are all getting tired of doing all this work at home, so from now on we are going to make it more fun. All our work is going to be linked into our Aistear theme for the week, so that you can be doing lots of learning while having lots of fun. As I have said every week play is a very important part of our day and we can learn a lot through play. This week we are going to the seaside. I want you to open a seaside café. Invite your family, your teddies, your dolls, your toys and have fun!

English:

- Reading: Keep up the reading. You can keep reading from Oxford Owl, but also any books you have at home. Don't forget that children can read their own story, it doesn't have to be what is written in the book. <https://www.oxfordowl.co.uk>

Reading to your child is also very important.

- Writing: (See Hints and Tips)
Revise all the letters. You can do some of the pages in in your Go with the Flow homework book if you want.
Last week you had to make menus for your café. This week you are going to be a food critic. A food critic is someone who goes to lots of different restaurants and tastes their food. Afterwards they write a review of the restaurant. This week I want you to write a review about your café. It could be a good review or a bad review. See worksheet attached with some words you could use and for a template.
- Phonics/Tricky Words: Continue revising all sounds and tricky words. Don't forget you can do the games for each sound on the Sounds like Phonics website. Here are 3 games you can play:
-Snap-make your own snap cards with your sounds or tricky words on them.
-Bingo-make up Bingo boards using your sounds or tricky words
-Put it in a sentence: put one of your tricky words in a sentence or make a silly sentence using a sound of your choice (s-Snakes snip and snap while smiling silently)
I also want you to revise the sh blend. I have included a worksheet for you to do.
- Visual literacy: It's important that we develop the visual literacy of children so that they learn to look at things critically and explore the messages and representations within visuals. In a world where we are bombarded with images, there has never been a more important time to foster visual perception and develop interpretation skills - showing children that often, all is not what it may seem! Can you finish the two pictures attached? Let your imagination run wild.

Maths: (See Hints and Tips for games and activities)

We are on our last couple of pages so for the next few weeks we will be revising different topics. This week we are going to revise capacity. Use some of your bowls and cups you might be using in your café, and any other containers. You can use whatever you want to fill your containers-water, sand, rice, pasta, blocks, etc. Have fun exploring which holds the most, the least, the same. Give the worksheet attached a go too.

You can also do any pages in you Busy at Maths homework book if you want.

Gaeilge:

We are continuing to revise topics in Gaeilge. This week we are doing Éadaí. I have included a worksheet you can use or you can ask your child to draw their own.

- Instructions for worksheet:
Cuir bríste snámha ar an mbuachaill.
Cuir t-léine le stríoca ar an mbuachaill
Cuir bríste gairid ar an mbuachaill
Cuir spéacalaí gréine ar an mbuachaill.
Cuir caipín ar an mbuachaill
Cuir bróga Reatha ar an mbuachaill.
Cuir cluaith snámha ar an gcailín.
Cuir gúna ar an gcailín.
Cuir hata gréine ar an gcailín.
Cuir bróga ar an gcailín.
- This week I am including a link to a story from Seidean Sí. You can listen to the story online <https://www.seideansi.ie/dep/files/connacht/Eadai.html>

Tip: To access the Folens Online website follow these instructions:

1. Go to [FolensOnline.ie](https://www.folensonline.ie) and click register
2. Select Teacher
3. Fill in a username, email and password
4. For Roll Number use the code: **Prim20**

SESE:

STEM:

This week I am giving you a STEM challenge. I want you to design and build a slide. I want you to think about what material you will use to build your slide. You can use anything you want-blocks, bricks, paper, straws, toilet roll, play dough, etc. Next draw your slide, thinking about how you are going to build it. Then build your slide. Test it out using any little people or animals you might have.

Challenge: Can you make your slide taller?

Project: Keep working on your project. Remember you can add in anything you want.



Art:

This week I thought you could have some fun and do some art. I want you to make some Kandinsky Circles. Kandinsky is an artist and one piece of art he is very famous for is his circles. I want you to make your own version. Be creative. Choose any shape you want. Use any material you want- crayons, colouring pencils, paint, even things you find lying around your garden. Have fun.

Colour Studies: Squares with Concentric Circles 1913



Photo courtesy of Nellandtom (@flickr.com) - granted under creative commons licence

Restaurant Review

Imagine you are a food critic visiting your seaside café, to write a review for the newspaper. Write a review of your experience at the café.

Some ideas to include:

Café design, layout and decoration

Menu

Quality of food (how good was the food)

Quality of service (how good was the service, were you waiting a long time)

Price

You can use lots of WOW words in your review to describe your visit. Here are some you might find useful.

Design	Menu	Food	Service	Price
Beautiful	Pretty	Tasty	Slow	Expensive
Clean	Boring	Delicious	Fast	Cheap
Dirty		Super	Friendly	
Smelly		Smelly	Rude	
Small		Cold		
Empty		Dry		
Squashed		Flavoursome		

Here is my example to help you:

Yesterday afternoon I visited Chez Hargadon, a new café that has opened beside the beach.

From the outside it looked very pretty. It was painted a lovely bright colour yellow and there were nice flowers in colourful pots outside. The inside was just as nice. The tables weren't too close together and they had lovely fresh flowers on them. However, that is where the good things end. The service was very poor. I was waiting 5 minutes to get a menu and another 20 minutes for the waiter to get my order. When the waiter did arrive he was very rude. I ordered a Chicken Caesar Salad, with water. I had to ask for my water 5 times before I got it. My salad had no chicken and was not very tasty. When it came time to pay I was shocked that my order came to €20. I would not recommend this café at all. 0 out of 5 stars

Today I visited _____

It looked _____ from the outside.

Inside it was _____

The menu was _____

I ordered _____

The food was _____

The service was _____


I would give it _____ stars out of _____

If they are not
waves...



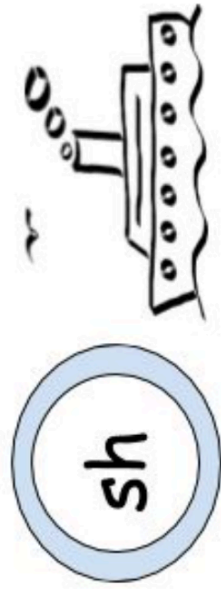
Then what is it?

If it is not an
anchor...



Then what is it?

Blend of the Week



Practice writing the blend

sh sh sh sh sh

sh sh sh sh sh

sh sh sh sh sh

sh sh sh sh sh

Circle the 'sh' words


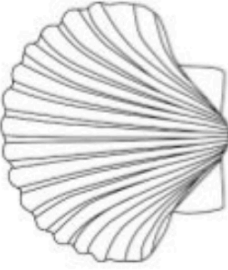

s	h	e	e	p	s
h	e	a	h	s	h
a	t	s	h	y	i
v	s	h	a	r	p
e	s	b	s	h	e

she
sheep
ship
sharp
shave
shy

Circle the 'sh' blends

sh	ch	sh	br	sh
ch	sh	sh	ch	br
ch	sh	ph	ch	sh
th	ch	sh	wh	
sh	sh	sh	sh	sh

Fill in the missing blends

		
<input type="text"/> <input type="text"/> ark	<input type="text"/> <input type="text"/> ell	<input type="text"/> <input type="text"/> oes

Blend of the Week



Measuring Capacity at Home

Find a big container and a small container in your house and draw them below.

Fill the small container with water and pour it into the large container. Find out how many times you need to do this to fill the large container.

It takes _____ of the small container to fill up the big container.



Maths | Year 1 | Measurement | Measuring Capacity



Measuring Capacity at Home

Find a short, wide container and a long, thin container and draw them below.

Which container do you think will hold the most water? _____



See how many cups of water it takes to fill each container, to see if you were correct.

Which container holds the most water? _____



Maths | Year 1 | Measurement | Measuring Capacity

Éadaí samhraidh



twinkl www.twinkl.co.uk

