

Aistear

Play is a very important part of our day. We can learn a lot through play. I hope you have everyone enjoyed going on their pirate adventure last week. This week I want you to go on another one. Before you can go on your adventure though you need to go to pirate school. Have a look at the powerpoint to learn how to be a pirate. What will your pirate name be? Where will you go on your adventure? Are you going to bring anyone with you? Why don't you write a message in a bottle and throw it over board for someone to find. I have included a template you can use if you want. If you have a sand box you could play with that and bury some treasure. You could also do some water play if that ok with your mammy and daddy. Can you make a boat that floats? Remember the most important thing during Aistear is to just have fun.

English:

- Phonics/ Tricky Words: Revising all sounds (See Hints and Tips). How many different words can you write? Have a competition with yourself every day and see if you can beat your score. Revise all Tricky words too. Can you use your Tricky Words in sentences?
- Reading:
Keep reading some books from Oxford Owl. They have made all books free for this period of time. You just need to register. You can sort books by age. Click on ages 5-6, 6-7.
<https://www.oxfordowl.co.uk>
If you have any other books at home, read them too.
Reading to your child is also very important.
- Writing: You can revise all letters on Go With the Flow website (see Hints and Tips). This week I want you to write your news. I am including the template we use in school, but you can make your own. Draw a picture/pictures. Write 4-5 sentences. Try and include the following:
when you did-what day or time?
who did you do it with?
what did you do?
where was it?
why were you doing it-was it for fun, were you doing Aistear?
How did you feel?
Remember we always start our sentences with a capital letter and finish with a full stop. Read your sentences when you are finished to make sure they make sense.

Maths: (See Hints and Tips for games and activities)

- Pages 119, 120: Trace the days of the week and colour in the pictures
- Pages 121: Trace the days of the week and draw pictures of what you do on those days. At the bottom fill in the sentences.

Gaeilge:

We are finished the chapters in our leabhar Gaeilge. I am including a revision worksheet you can do and feel free to go back and look at any of the chapters we have done this year.

This week I am including a link to a story from Seidean Sí. You can listen to the story online.

https://www.seideansi.ie/dep/files/connacht/Mo_phictiur.html

-I want you to go on a colour hunt around your house. Find something dearg, glas agus buí.

-Can you draw a picture like the girl in the story? What dathanna did you use?

Tip: To access the Folens Online website follow these instructions:

1. Go to [FolensOnline.ie](https://www.folensonline.ie) and click register
2. Select Teacher
3. Fill in a username, email and password
4. For Roll Number use the code: **Prim20**

SESE:

This week for SESE I thought it would be fun to do a science experiment. The weather is supposed to be good again this week so I want you to experiment with bubbles. Can you make a giant bubble? What can you use to make a wand? How about some string and straws or a hoola hoop? Have fun and experiment.

What you need for the bubble mixture.


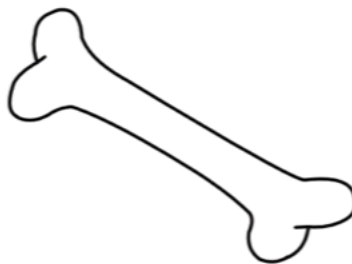
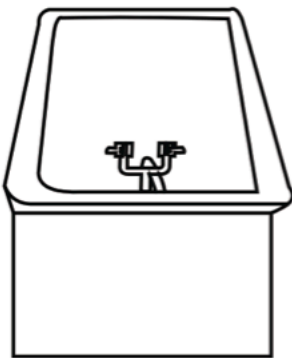
- *1 Liter of (hot) water,*
- *250ml of GOOD quality washing up liquid*
- *2-4 table spoons of glycerine*

You can find more by clicking on this link from Science Sparks <https://www.science-sparks.com/making-giant-bubbles/>

Bubble Recipe: <https://www.redtedart.com/bubble-recipe/>

Project: Keep working on your project. Remember you can add in anything you want.

A. Éist agus dathaigh.



Dathaigh an folcadán gorm.
Dathaigh an grán rósta oráiste.
Dathaigh an chnámh donn.
Dathaigh an lacha buí.
Dathaigh an liathróid glas.
Dathaigh an múinteoir bándearg.
Tá Síofra ag caoineadh. Dathaigh an pictiúr sin dearg.
Dathaigh an leaba corcra.
Tá pitseámaí ar Sheán. Dathaigh na pitseámaí dubh.'


You can play the instructions from the Folens online website. Lesson 29 Súil Siar 5



oráiste



gorm




liath



buí



dubh



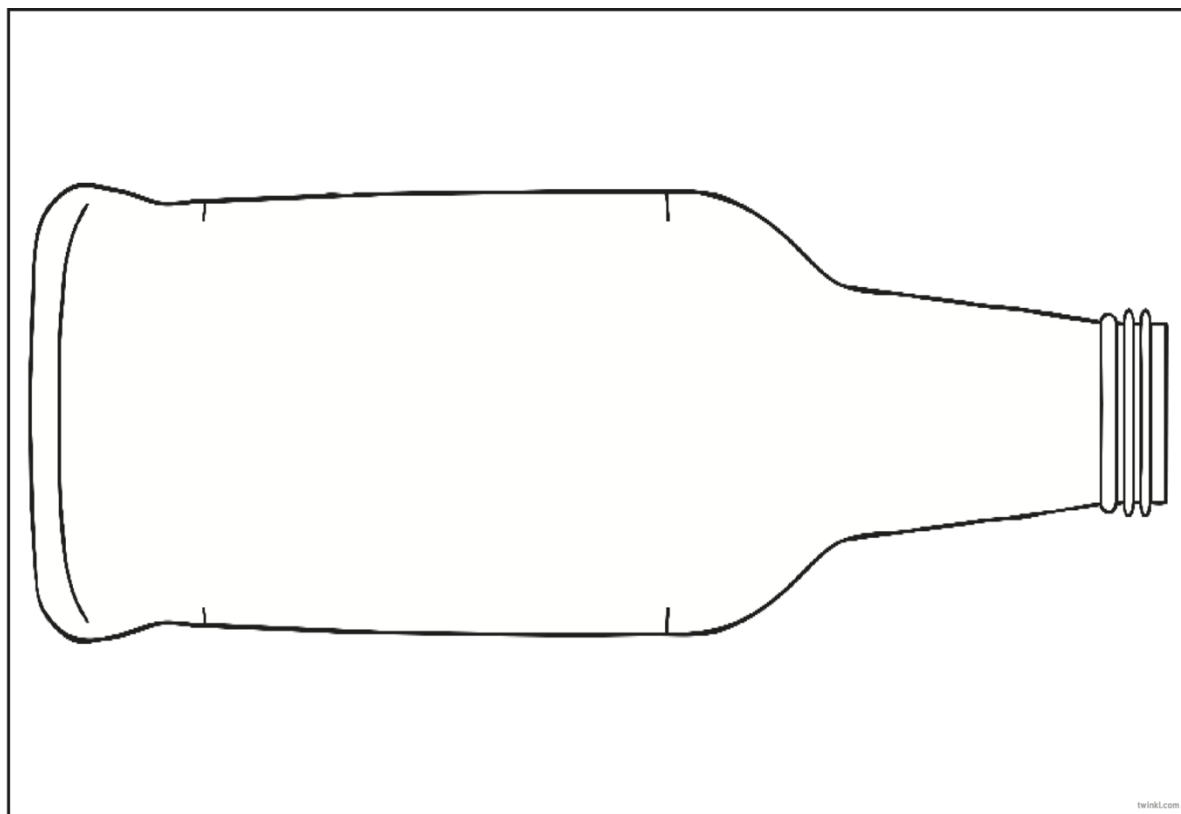
dearg







glas



bán



Level 6

When? 	Who? 	What? 	Where? 	Why? ?	Feelings 