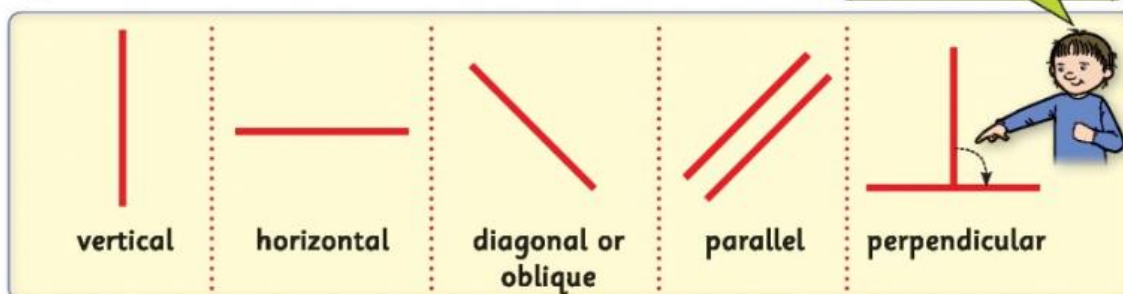



Chapter 8: Lines and angles

Types of lines.

Perpendicular lines make right-angled corners.



1. Look at the following pictures. Discuss, then answer the questions.



- (a) Each icicle is hanging in a _____ position. The icicles are _____ to each other but they are _____ to the roof.
- (b) The flagpole is standing in a _____ position. The flag is blowing in a _____ position. The colours on the flag are _____ to each other.
- (c) The ladder is leaning against the wall in a _____ position. The sides of the ladder are _____ to each other. The rungs of the ladder are _____ to each other. The rungs of the ladder are _____ to the sides of the ladder.
- (d) The aeroplane is in a _____ position. The runway is in a _____ position.

2. Find examples of the following lines at home or in school. Name them.

vertical	horizontal	diagonal	parallel	perpendicular

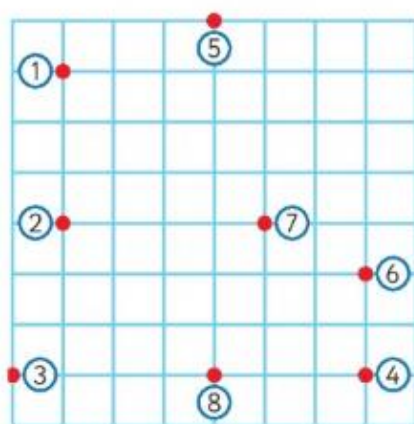
Lines and angles






1. Look at the picture. Discuss. Then answer the questions.



- (a) The sunflowers and the tree trunk are all in a _____ position.
- (b) The boy's legs are in a _____ position, but his body is in a _____ position.
- (c) The sides of the roof are _____.
- (d) The sunflowers and the tree trunk are all _____ to each other.
- (e) The rug is in a _____ position. It is _____ to the tree.
- (f) The girl and the sunflowers are _____ to each other.
- (g) Write 5 sentences of your own about the picture.

2. Follow the instructions to make lines. Use a ruler! Name the type of line.



- (a) Join (1) and (2) with a . vertical
- (b) Join (3) and (4) with a . _____
- (c) Join (5) and (6) with a . _____
- (d) Join (2) and (7) with a . _____
- (e) Join (5) and (8) with a . _____
- (f) The yellow line is _____ to the pink line.
- (g) The yellow line is _____ to the green line.
- (h) The pink line is perpendicular to both the _____ and _____ lines.