

Aistear

Play is a very important part of our day. We can learn a lot through play. I hope you have everyone enjoyed going on their pirate adventure last week. This week I want you to go on another one. Before you can go on your adventure though you need to go to pirate school. Have a look at the powerpoint to learn how to be a pirate. What will your pirate name be? Where will you go on your adventure? Are you going to bring anyone with you? Why don't you write a message in a bottle and throw it over board for someone to find. I have included a template you can use if you want. If you have a sand box you could play with that and bury some treasure. You could also do some water play if that ok with your mammy and daddy. Can you make a boat that floats? Remember the most important thing during Aistear is to just have fun.

English:

- Reading:
This week I want you to try reading some books from Oxford Owl. They have made all books free for this period of time. You just need to register. You can sort books by age. Click on ages 4-5. <https://www.oxfordowl.co.uk>
If you have any other books at home, read them too.
Reading to your child is also very important.
- Writing: (See Hints and Tips)
We are doing our last letter this week and it is the letter q. Again do a few on scrap paper, rainbow letters (use all your colours to write the letters) and do page in the book.
This week I want you to write your news. I am including the template we use in school, but you can make your own either.. Draw a picture of what you did and who you did it with. You can try a sentence or even just some words. Remember to try your best.
- Phonics/Tricky Words: Continue revising all sounds. Can you make some of the words using your phonics cards/magnetic letters? Revise all Tricky words too. Can you use any of your Tricky words in a sentence?

Maths: (See Hints and Tips for games and activities)

Tip: We are doing money this week and counting money. This can be a bit tricky as we sometimes tend to count the coins instead of the value of the coins. Get your child to add dots to the top of the coins-1 dot for 1cent, 2 dots for 2 cent, etc. This makes it easier to count the money.

- Pages 119, 120: Adding money
- Pages 121: After-what number comes next

Gaeilge:

- We are finished the chapters in our leabhar Gaeilge. I am including a revision worksheet you can do and feel free to go back and look at any of the chapters we have done this year.
- This week I am including a link to a story from Seidean Sí. You can listen to the story online.
- https://www.seideansi.ie/dep/files/connacht/Mo_phictiur.html
-I want you to go on a colour hunt around your house. Find something dearg, glas agus buí.
-Can you draw a picture like the girl in the story? What dathanna did you use?

Tip: To access the Folens Online website follow these instructions:

1. Go to [FolensOnline.ie](https://www.folensonline.ie) and click register
2. Select Teacher
3. Fill in a username, email and password
4. For Roll Number use the code: **Prim20**

SESE:

This week for SESE I thought it would be fun to do a science experiment. The weather is supposed to be good again this week so I want you to experiment with bubbles. Can you make a giant bubble? What can you use to make a wand? How about some string and straws or a hoola hoop? Have fun and experiment.

What you need for the bubble mixture.


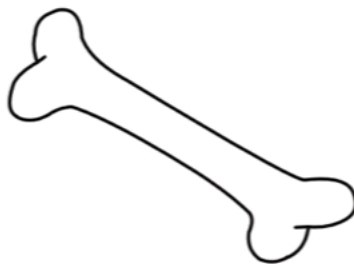
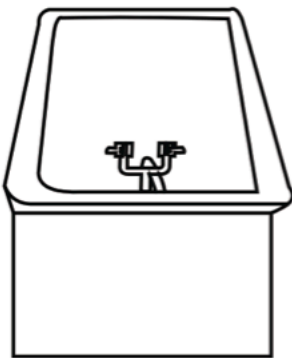
- *1 Liter of (hot) water,*
- *250ml of GOOD quality washing up liquid*
- *2-4 table spoons of glycerine*

You can find more by clicking on this link from Science Sparks <https://www.science-sparks.com/making-giant-bubbles/>

Bubble Recipe: <https://www.redtedart.com/bubble-recipe/>

Project: Keep working on your project. Remember you can add in anything you want.

A. Éist agus dathaigh.



Dathaigh an folcadán gorm.
Dathaigh an grán rósta oráiste.
Dathaigh an chnámh donn.
Dathaigh an lacha buí.
Dathaigh an liathróid glas.
Dathaigh an múinteoir bándearg.
Tá Síofra ag caoineadh. Dathaigh an pictiúr sin dearg.
Dathaigh an leaba corcra.
Tá pitseámaí ar Sheán. Dathaigh na pitseámaí dubh.'


You can play the instructions from the Folens online website. Lesson 29 Súil Siar 5



oráiste



gorm



liath



buí



dubh



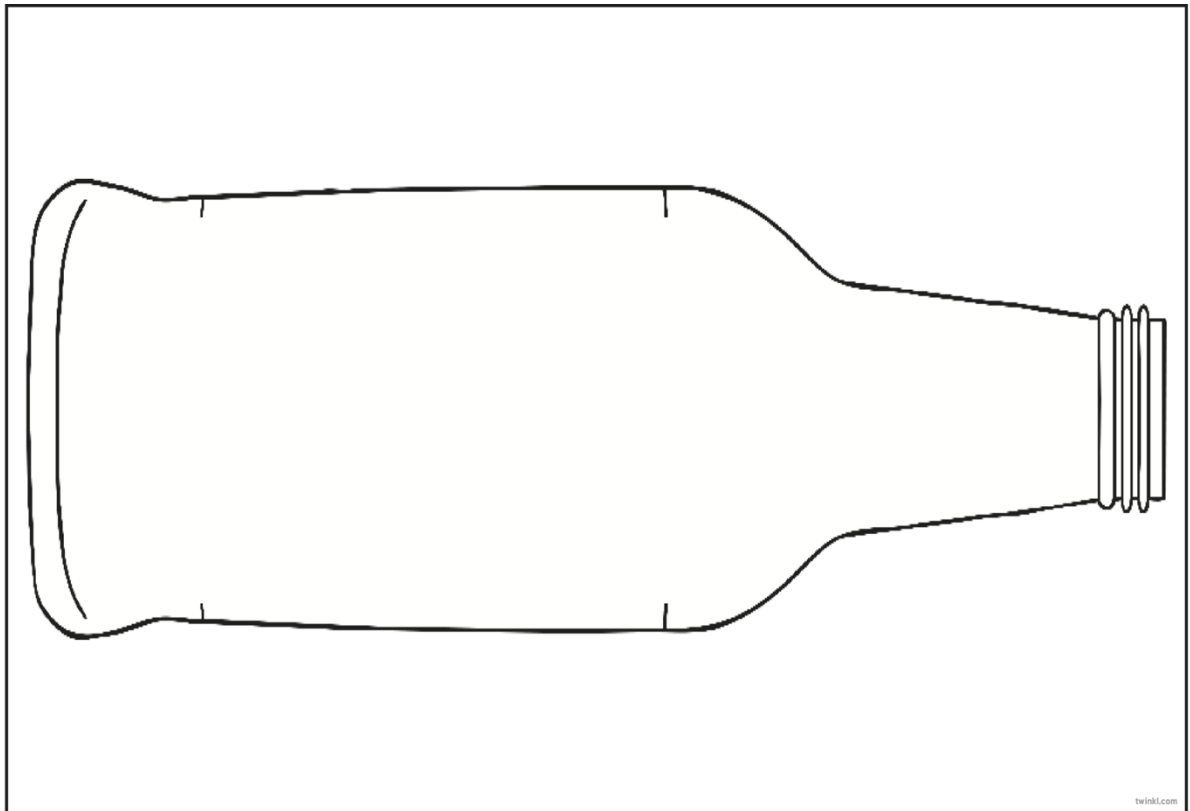
dearg



glas



bán



Level 2

